
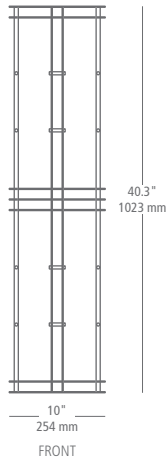
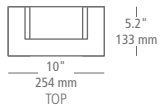


MODULAR

industrial large E CF

Wall mounted specification grade luminaire. IP67 rated. Inner assembly constructed of extruded aluminum with a tempered glass cover. A double coat of epoxy primer and polyester powder-coating mean durability even in harsh outdoor conditions. The outer decorative cover is constructed of stainless steel. The brushed steel finish includes silver luminaire and has been electrophoretically coated which not only enhances the beauty of the finish, but also increases surface durability and helps to protect against damaging environmental conditions. The bronze finish includes bronze luminaire and utilizes a polyester powder coat paint to help protect against damaging environmental conditions. Mounts vertically only. Available in two fluorescent lamping options (lamps included): (2) 39 watt mini bi-pin base T5 high output linear fluorescent lamps, or (2) 25 watt bi-pin base T8 linear fluorescent lamps. Emergency ballast option also available. 120v or 277v.



choose your options,
build your model #.

BZ bronze
SS brushed
stainless steel

1HE 120V
2HE 277V
1HB 120V emergency ballast
2HB 277V emergency ballast

model	finish	lamp	voltage	wet location
PW528	SS	25L	1HB	W
		39L — T5 HO mini bi-pin 2X39W		W wet location
		25L — T8 bi-pin 2X25W		



LBL lighting

