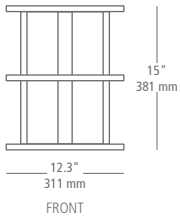
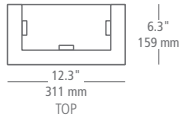



MODULAR

tubular small CL

Wall mounted specification grade luminaire. IP67 rated. Inner assembly constructed of extruded aluminum with a tempered glass cover. A double coat of epoxy primer and polyester powder-coating mean durability even in harsh outdoor conditions. The outer decorative cover is constructed of stainless steel. The brushed steel finish includes silver luminaire and has been electrophoretically coated which not only enhances the beauty of the finish, but also increases surface durability and helps to protect against damaging environmental conditions. The bronze finish includes bronze luminaire and utilizes a polyester powder coat paint to help protect against damaging environmental conditions. Mounts vertically only. Available in two lamping options (lamps included): Incandescent includes (2) 120 volt 60 watt E26 base BT15 halogen lamps; Fluorescent includes (2) 24 watt 2G11 base twin tube compact fluorescent lamps. Fluorescent may also be lamped with (2) 18 or 27 watt 2G11 base twin tube compact fluorescent lamps (not included). 120v or 277v.



choose your options, build your model #.		BZ bronze SS brushed stainless steel		for PW only: 1HE 120V 2HE 277V	
type	model	finish	lamp	voltage	wet location
PW	120	SS	224	1HE	W
JW incandescent PW compact fluorescent			260	BT15 E26 2X60W	W wet location
			224	2G11 2X24W twin tube	



LBL lighting

